



US00D436119S

(12) **United States Design Patent**
Bolle

(10) **Patent No.:** **US D436,119 S**

(45) **Date of Patent:** **** Jan. 9, 2001**

(54) **EYEGLASSES**

5,610,668 * 3/1997 Mage 2/436
5,956,115 9/1999 Bollé .

(75) **Inventor:** **Maurice Bolle, Oyonnax (FR)**

OTHER PUBLICATIONS

(73) **Assignee:** **Bolle Inc., Wheat Ridge, CO (US)**

Eight Bollé Catalogs for 1991, 1992, 1993, 1994, 1995, 1996, 1997, 1998.

(**) **Term:** **14 Years**

* cited by examiner

(21) **Appl. No.:** **29/113,858**

Primary Examiner—Raphael Barkai

(22) **Filed:** **Nov. 12, 1999**

(74) *Attorney, Agent, or Firm*—Merchant & Gould P.C.;
John B. Phillips; Gregg I. Anderson

(51) **LOC (7) Cl.** **16-06**

(52) **U.S. Cl.** **D16/321; D16/326; D16/335**

(58) **Field of Search** D16/101, 300-330,
D16/335; 351/41, 44, 51, 52, 111, 121,
158; 2/428, 432, 436, 447-449; D29/109-110

(57) **CLAIM**

The ornamental design for eyeglasses, as shown and described.

(56) **References Cited**

DESCRIPTION

U.S. PATENT DOCUMENTS

D. 381,674	*	7/1997	Bernheiser	D16/326
D. 389,852	*	1/1998	Mage	D16/321
D. 392,991		3/1998	Bollé .		
D. 393,867	*	4/1998	Mage	D16/326
D. 397,133	*	8/1998	Mage	D16/321
D. 398,021		9/1998	Bollé .		
D. 398,323		9/1998	Bollé .		
D. 415,188	*	10/1999	Thixton et al.	D16/326
5,608,469		3/1997	Bollé .		

FIG. 1 is a perspective view of eyeglasses showing my new design;

FIG. 2 is a front elevational view thereof;

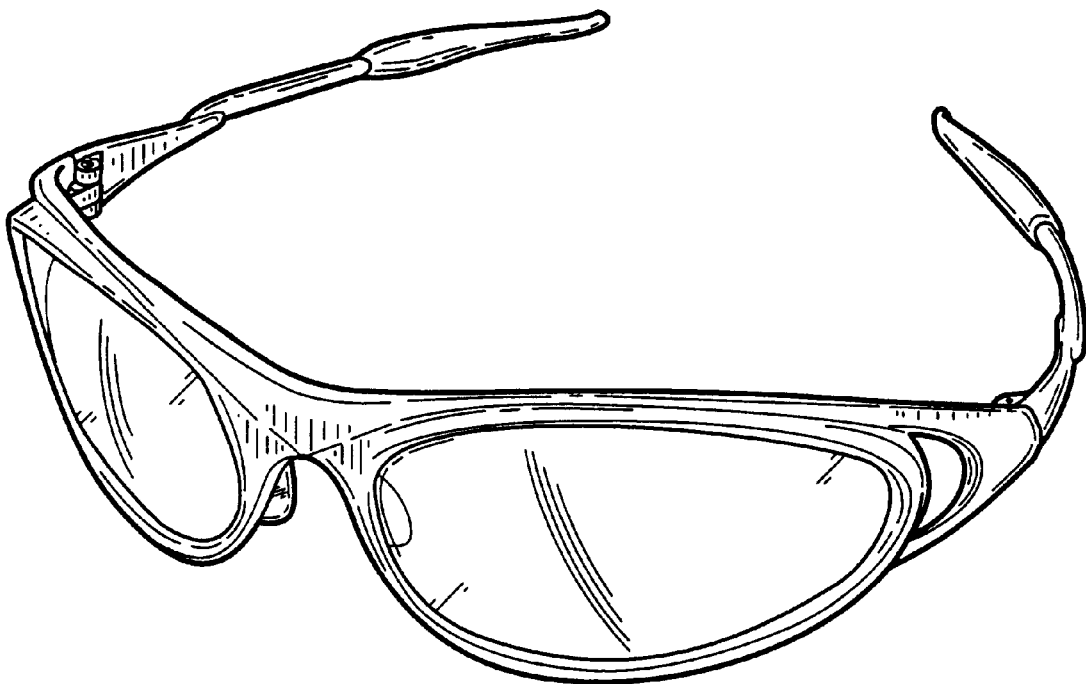
FIG. 3 is a rear elevational view thereof;

FIG. 4 is a side elevational view, the opposite side being a mirror image thereof;

FIG. 5 is a top view thereof; and,

FIG. 6 is a bottom view thereof.

1 Claim, 3 Drawing Sheets



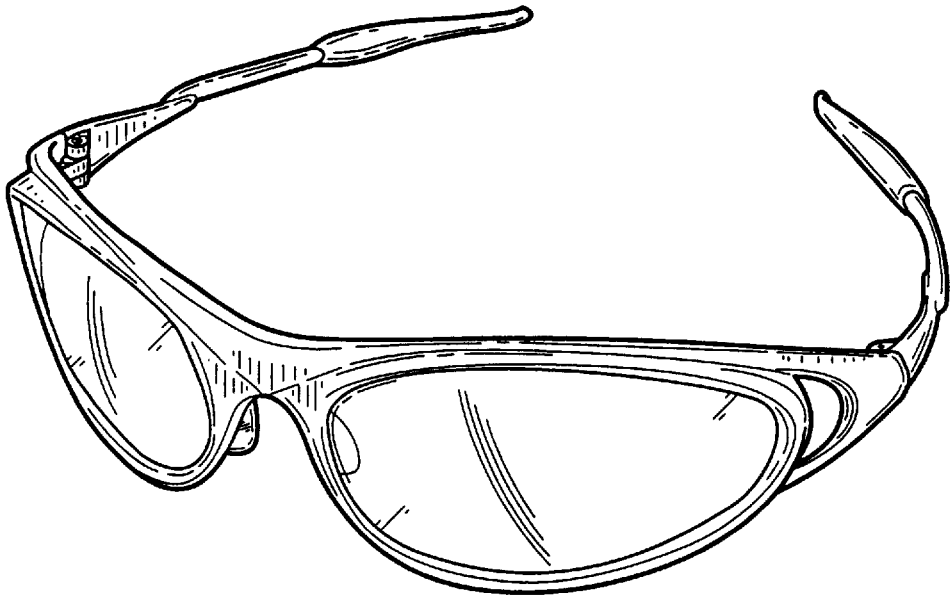


FIG.1

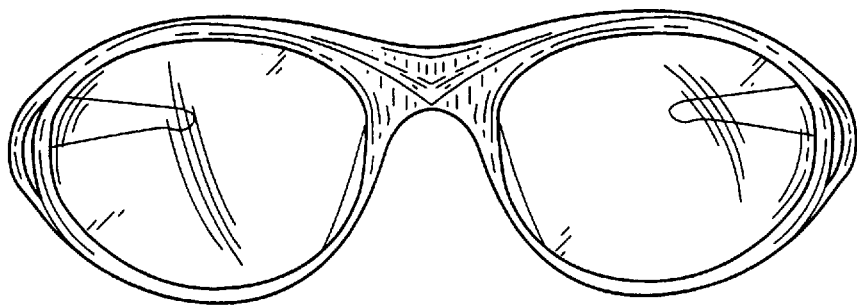


FIG.2

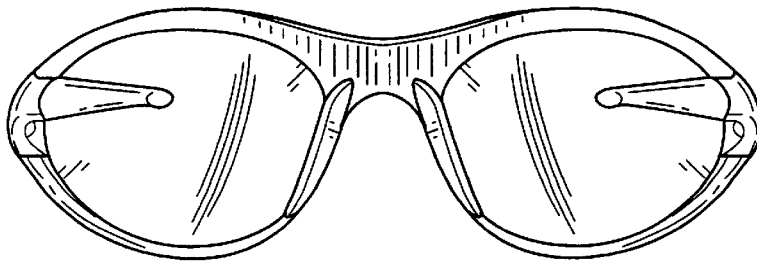


FIG. 3

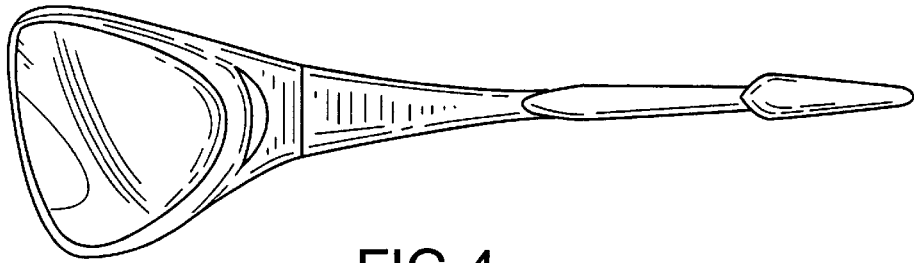


FIG. 4

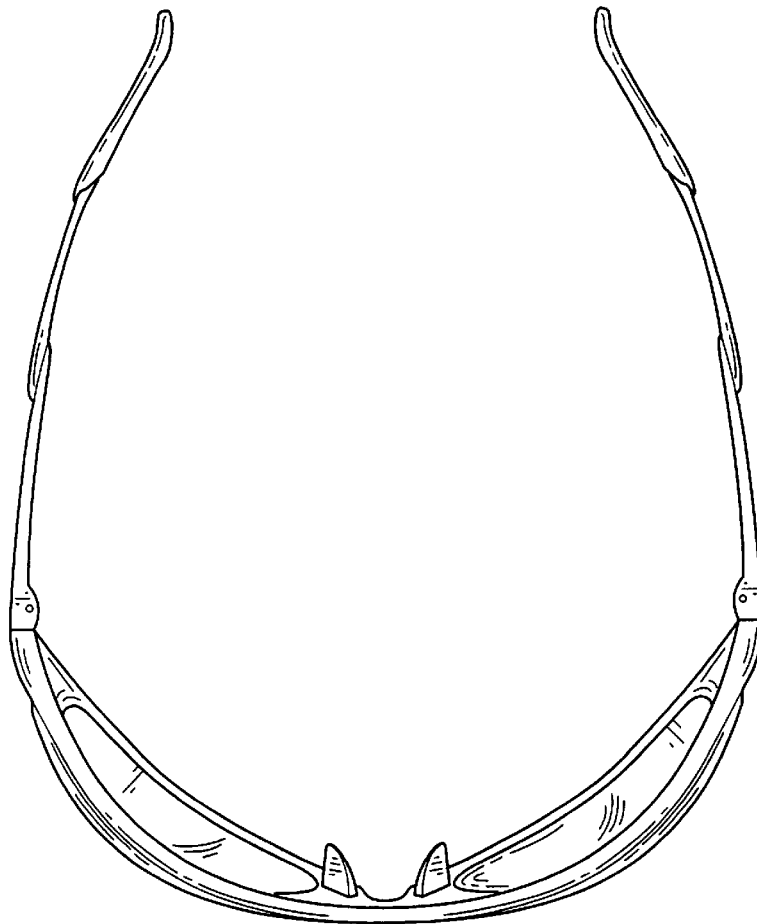


FIG. 5

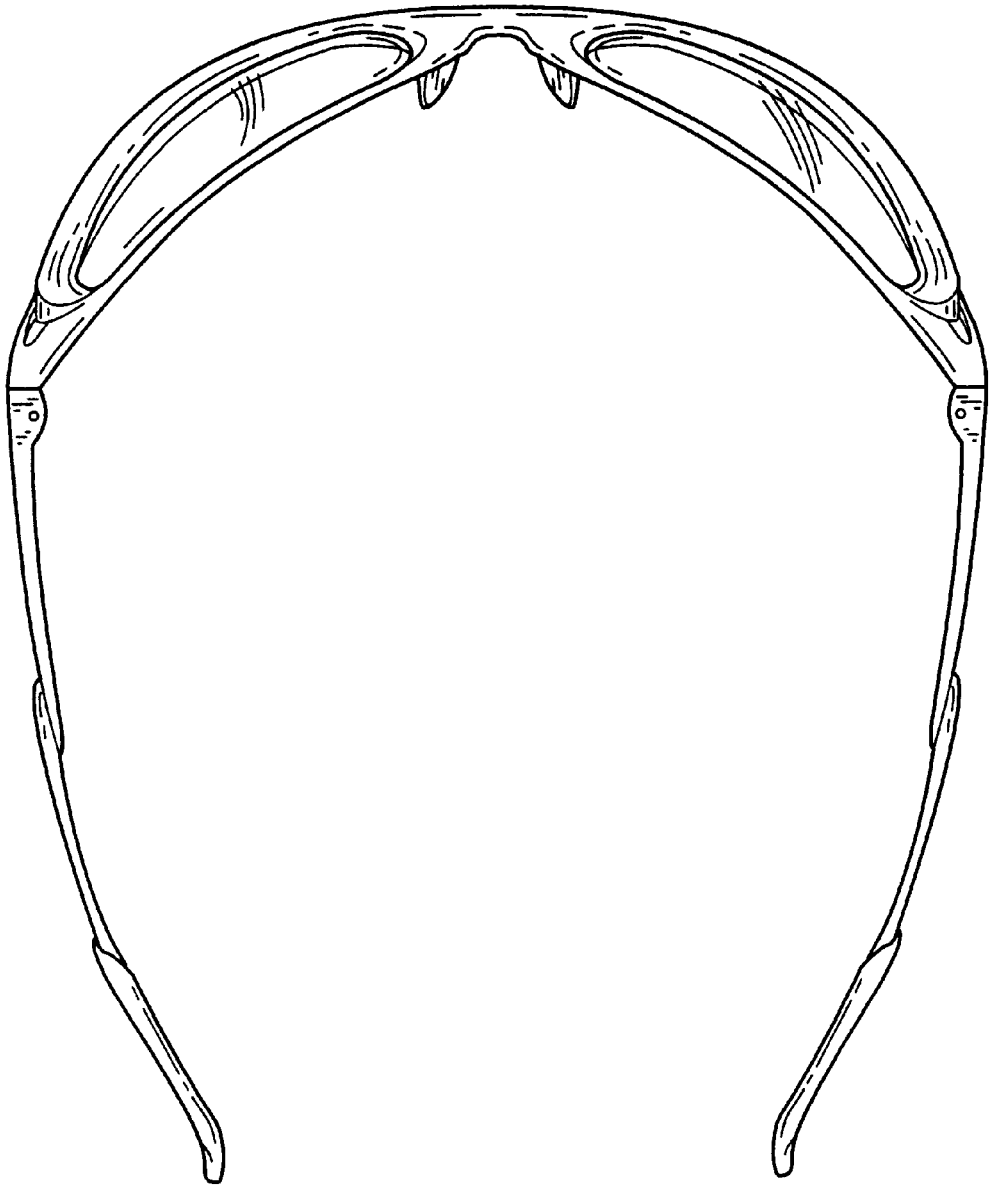


FIG.6